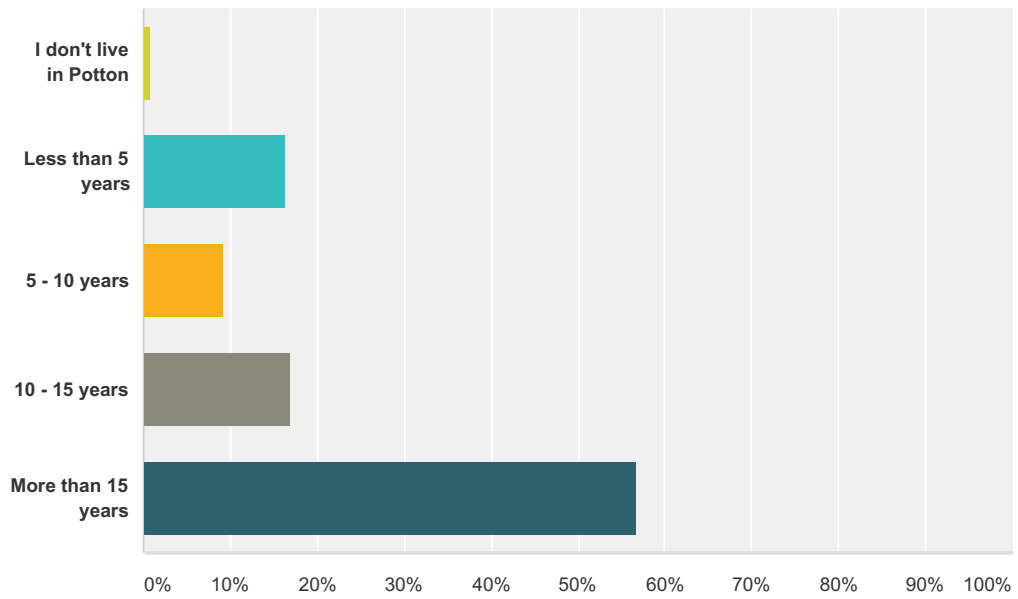


Q1 How long have you lived in Potton?

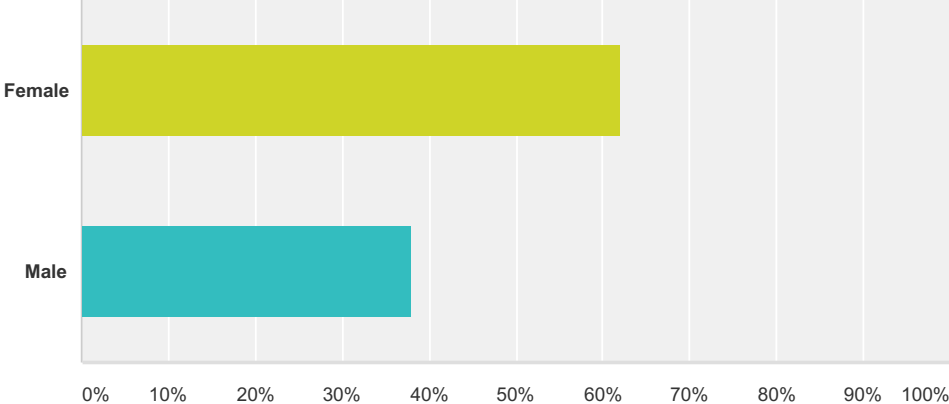
Answered: 271 Skipped: 2



Answer Choices	Responses
I don't live in Potton	0.74% 2
Less than 5 years	16.24% 44
5 - 10 years	9.23% 25
10 - 15 years	16.97% 46
More than 15 years	56.83% 154
Total	271

Q2 What is your gender?

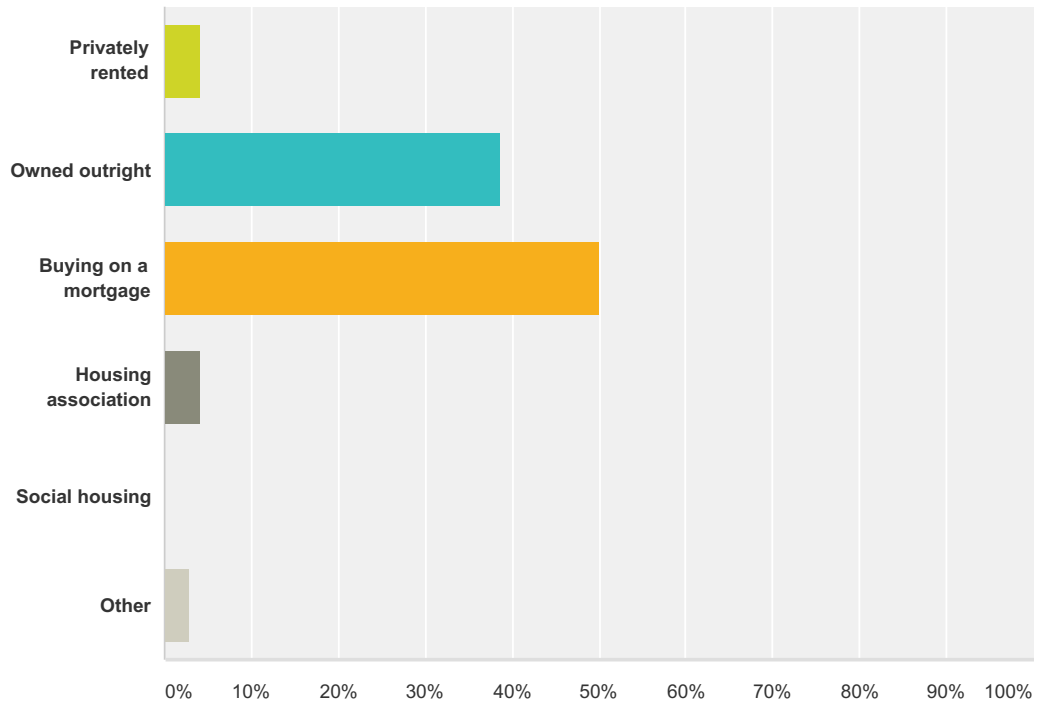
Answered: 271 Skipped: 2



Answer Choices	Responses	
Female	61.99%	168
Male	38.01%	103
Total		271

Q3 What is your current housing situation?

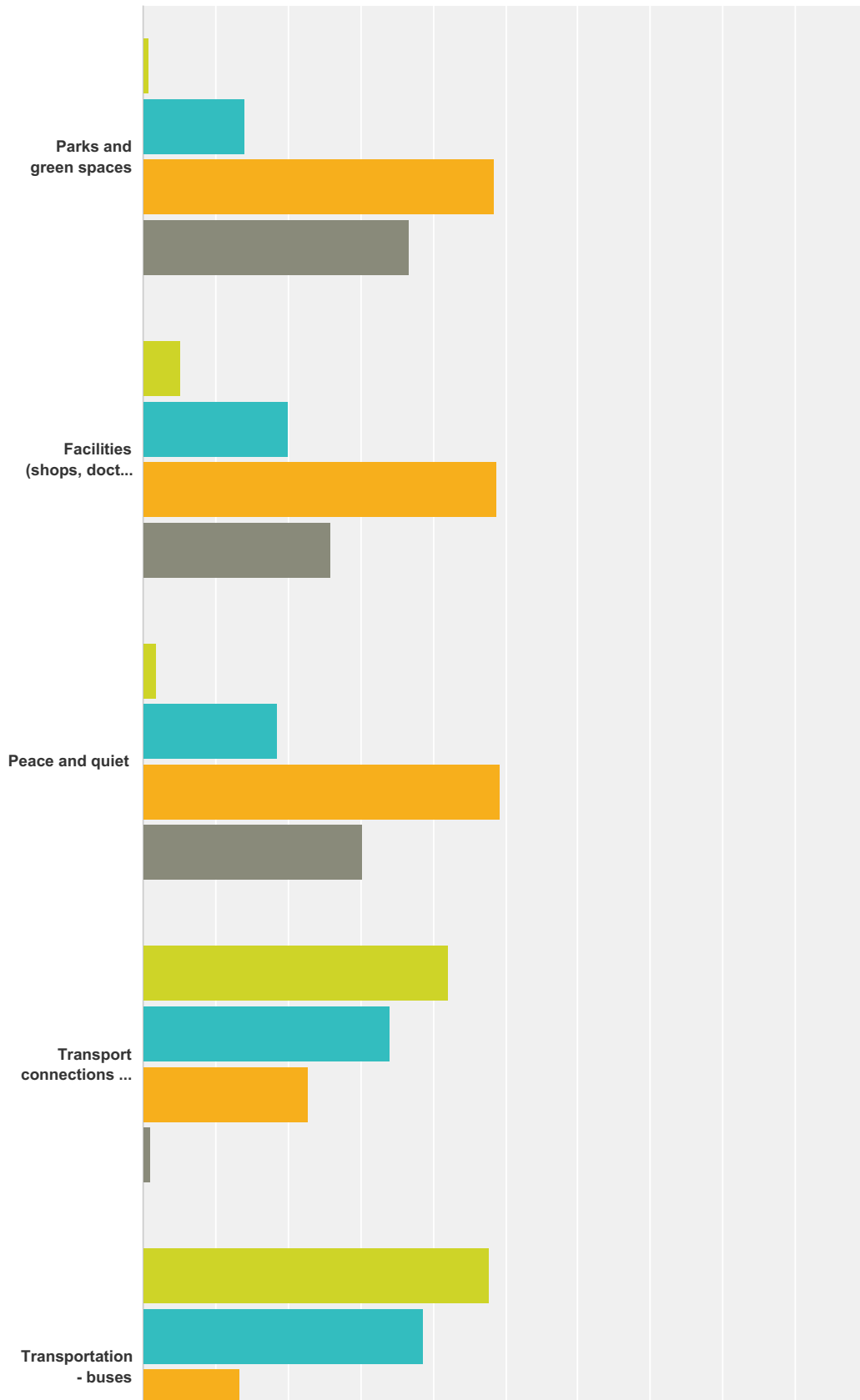
Answered: 269 Skipped: 4



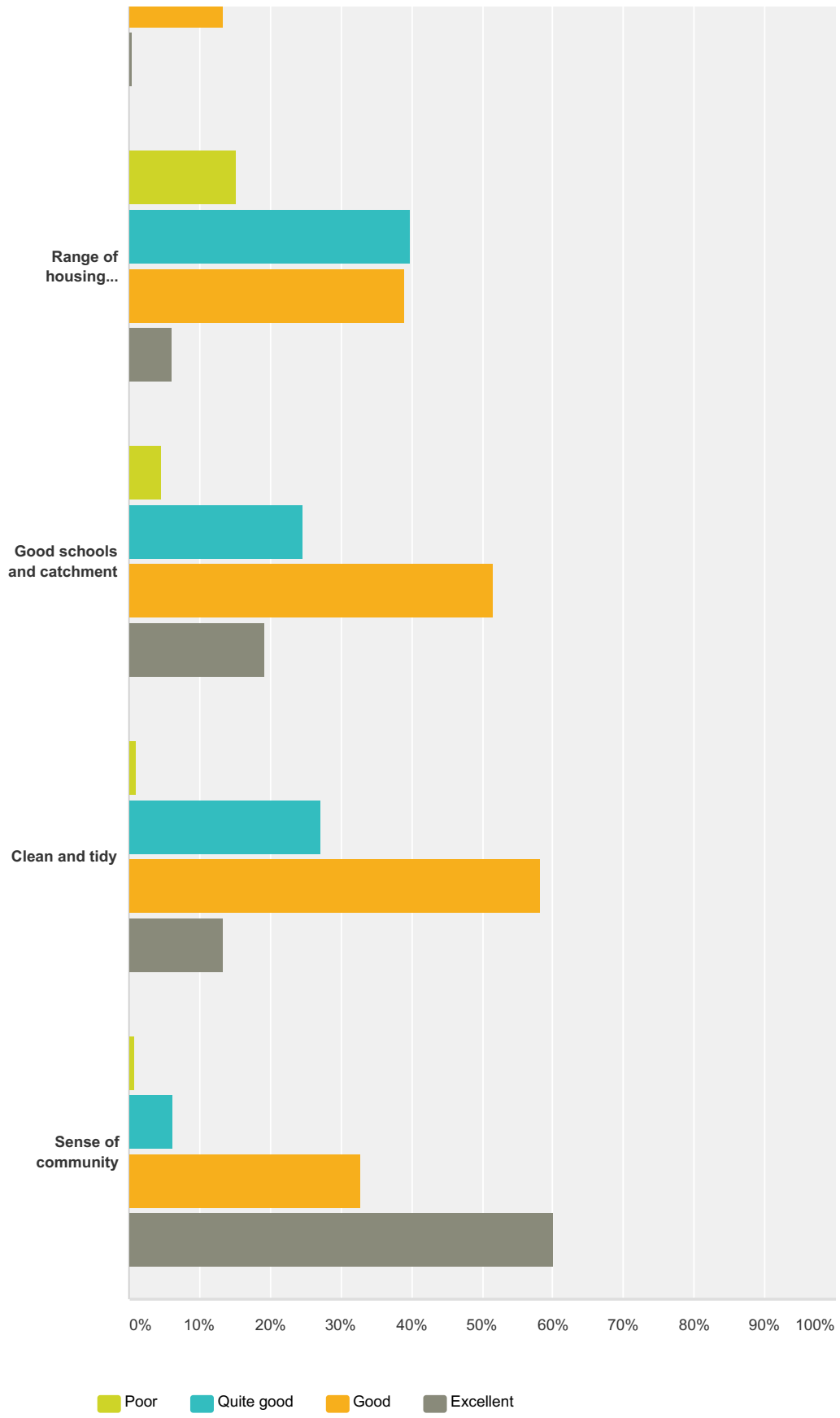
Answer Choices	Responses
Privately rented	4.09% 11
Owned outright	38.66% 104
Buying on a mortgage	50.19% 135
Housing association	4.09% 11
Social housing	0.00% 0
Other	2.97% 8
Total	269

Q4 How do you rate Potton in the following categories?

Answered: 271 Skipped: 2



Potton Neighbourhood Plan Pre-Vision Questionnaire



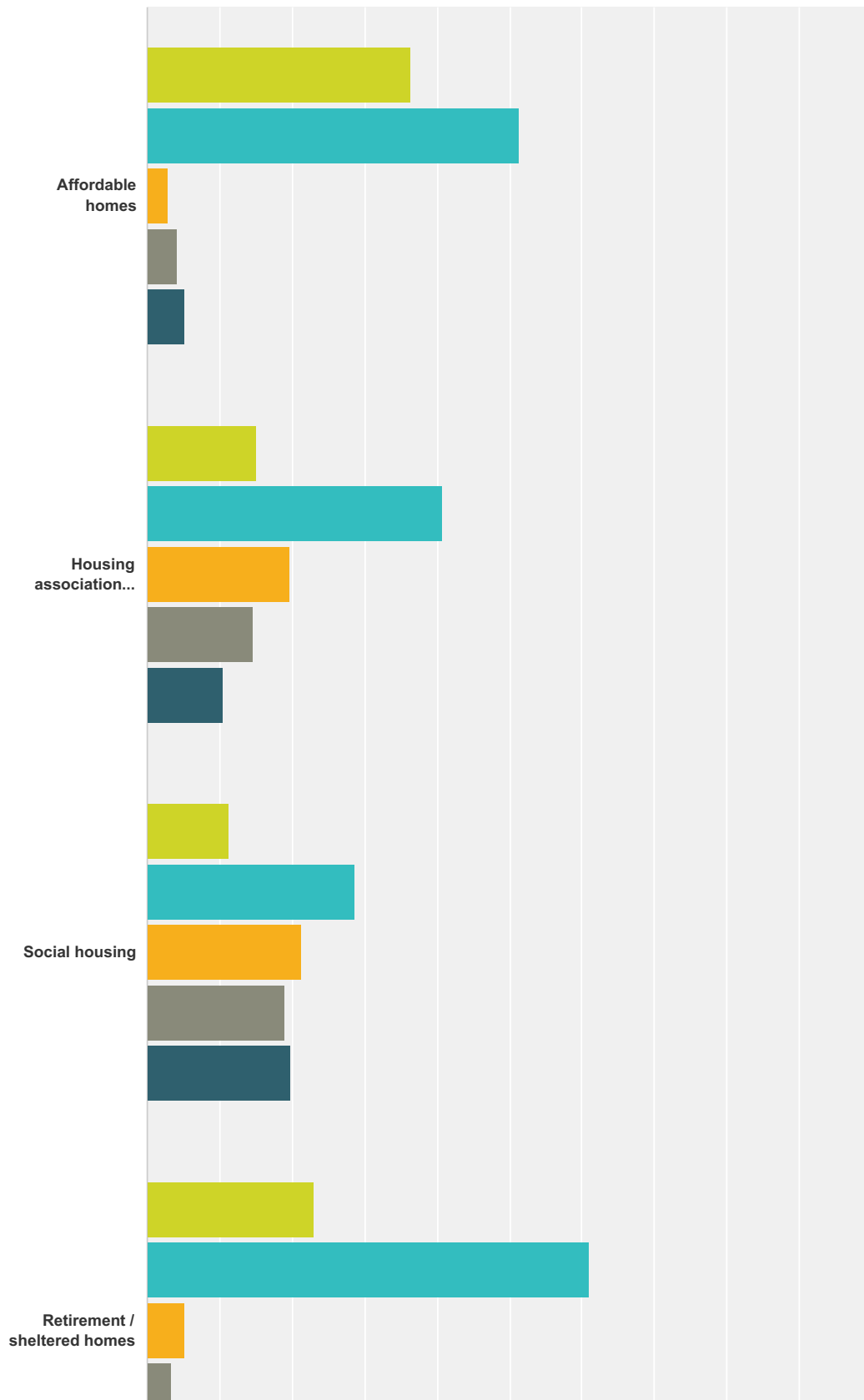
Poor	Quite good	Good	Excellent	Total
------	------------	------	-----------	-------

Potton Neighbourhood Plan Pre-Vision Questionnaire

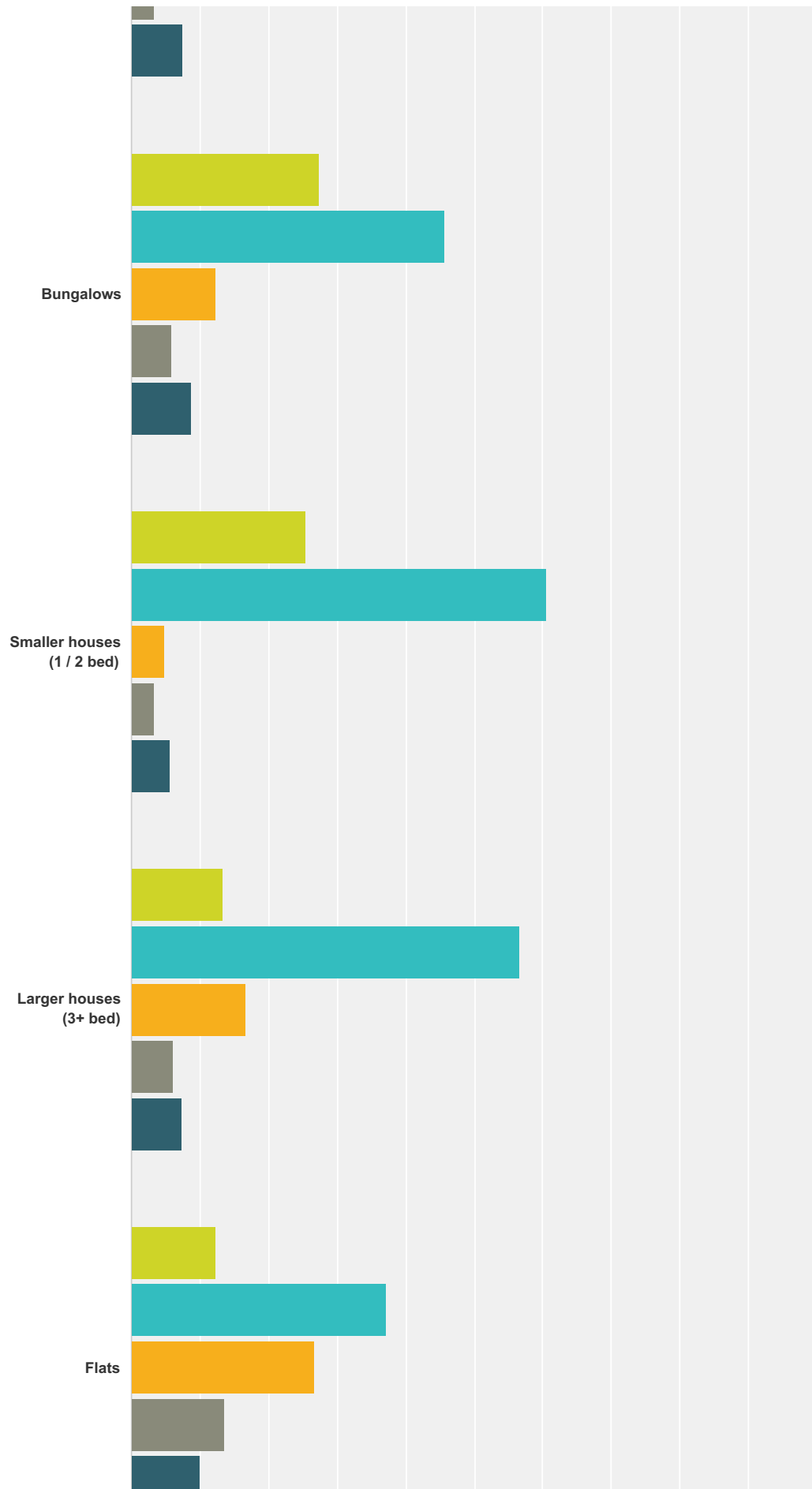
Parks and green spaces	0.74% 2	14.07% 38	48.52% 131	36.67% 99	270
Facilities (shops, doctors etc)	5.19% 14	20.00% 54	48.89% 132	25.93% 70	270
Peace and quiet	1.87% 5	18.66% 50	49.25% 132	30.22% 81	268
Transport connections - trains	42.16% 113	33.96% 91	22.76% 61	1.12% 3	268
Transportation - buses	47.71% 125	38.55% 101	13.36% 35	0.38% 1	262
Range of housing available	15.15% 40	39.77% 105	39.02% 103	6.06% 16	264
Good schools and catchment	4.69% 12	24.61% 63	51.56% 132	19.14% 49	256
Clean and tidy	1.12% 3	27.24% 73	58.21% 156	13.43% 36	268
Sense of community	0.74% 2	6.27% 17	32.84% 89	60.15% 163	271

Q5 When new homes have to be built, which type do you think would be most suitable?

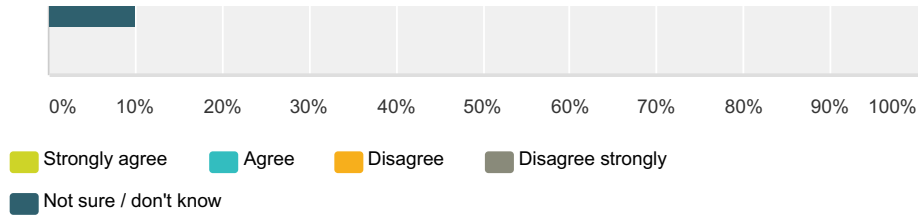
Answered: 270 Skipped: 3



Potton Neighbourhood Plan Pre-Vision Questionnaire



Potton Neighbourhood Plan Pre-Vision Questionnaire



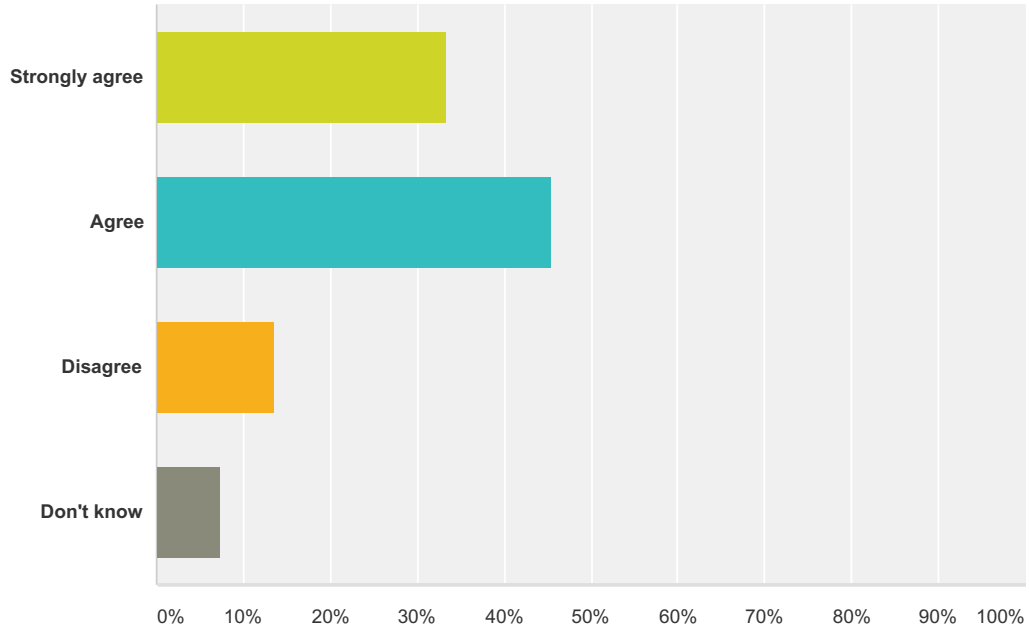
	Strongly agree	Agree	Disagree	Disagree strongly	Not sure / don't know	Total
Affordable homes	36.23% 96	51.32% 136	3.02% 8	4.15% 11	5.28% 14	265
Housing association homes	14.94% 39	40.61% 106	19.54% 51	14.56% 38	10.34% 27	261
Social housing	11.24% 29	28.68% 74	21.32% 55	18.99% 49	19.77% 51	258
Retirement / sheltered homes	22.93% 61	60.90% 162	5.26% 14	3.38% 9	7.52% 20	266
Bungalows	27.31% 71	45.77% 119	12.31% 32	5.77% 15	8.85% 23	260
Smaller houses (1 / 2 bed)	25.56% 68	60.53% 161	4.89% 13	3.38% 9	5.64% 15	266
Larger houses (3+ bed)	13.36% 35	56.49% 148	16.79% 44	6.11% 16	7.25% 19	262
Flats	12.40% 32	37.21% 96	26.74% 69	13.57% 35	10.08% 26	258

Q6 Using the Call for Sites, list the 3 sites that you believe are most appropriate for future housing development in order of preference. Please give the site codes.

Answered: 153 Skipped: 120

Q7 Looking at the subject of employment in Potton over the next 20 years, do you think that there will be a need for more employment in the town?

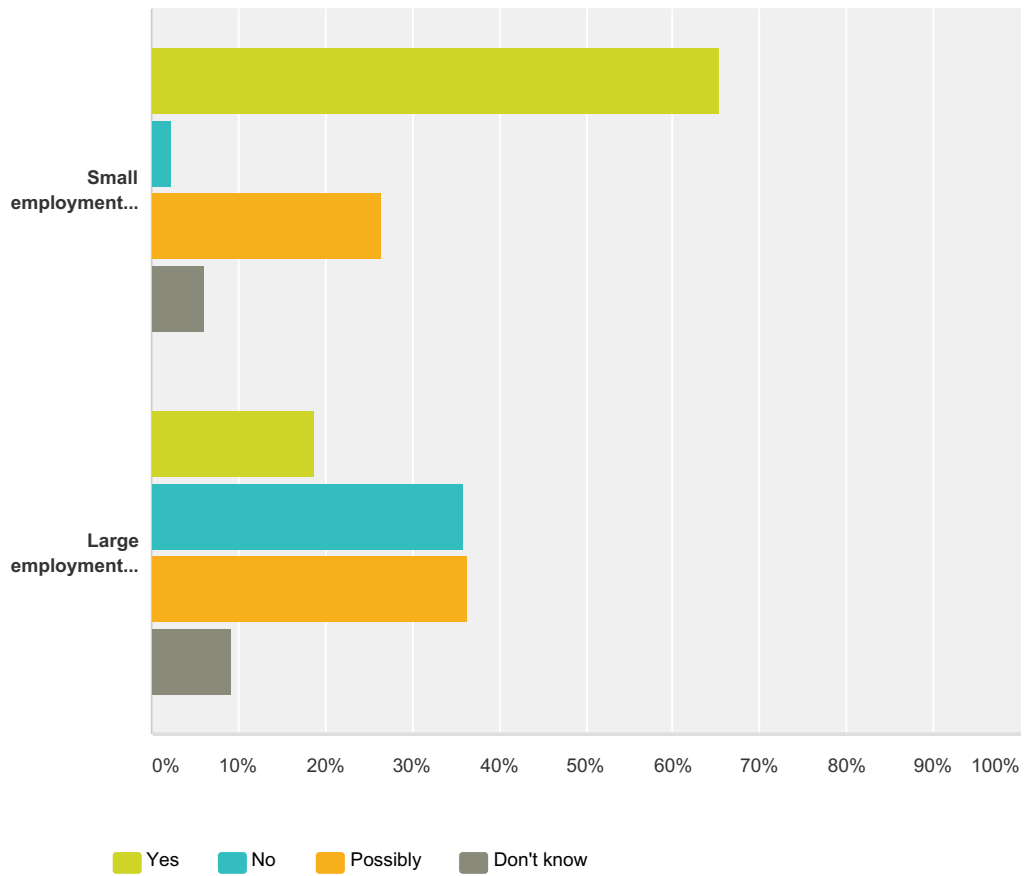
Answered: 272 Skipped: 1



Answer Choices	Responses
Strongly agree	33.46% 91
Agree	45.59% 124
Disagree	13.60% 37
Don't know	7.35% 20
Total	272

Q8 If there is new employment, what type do you think would most suit Potton?

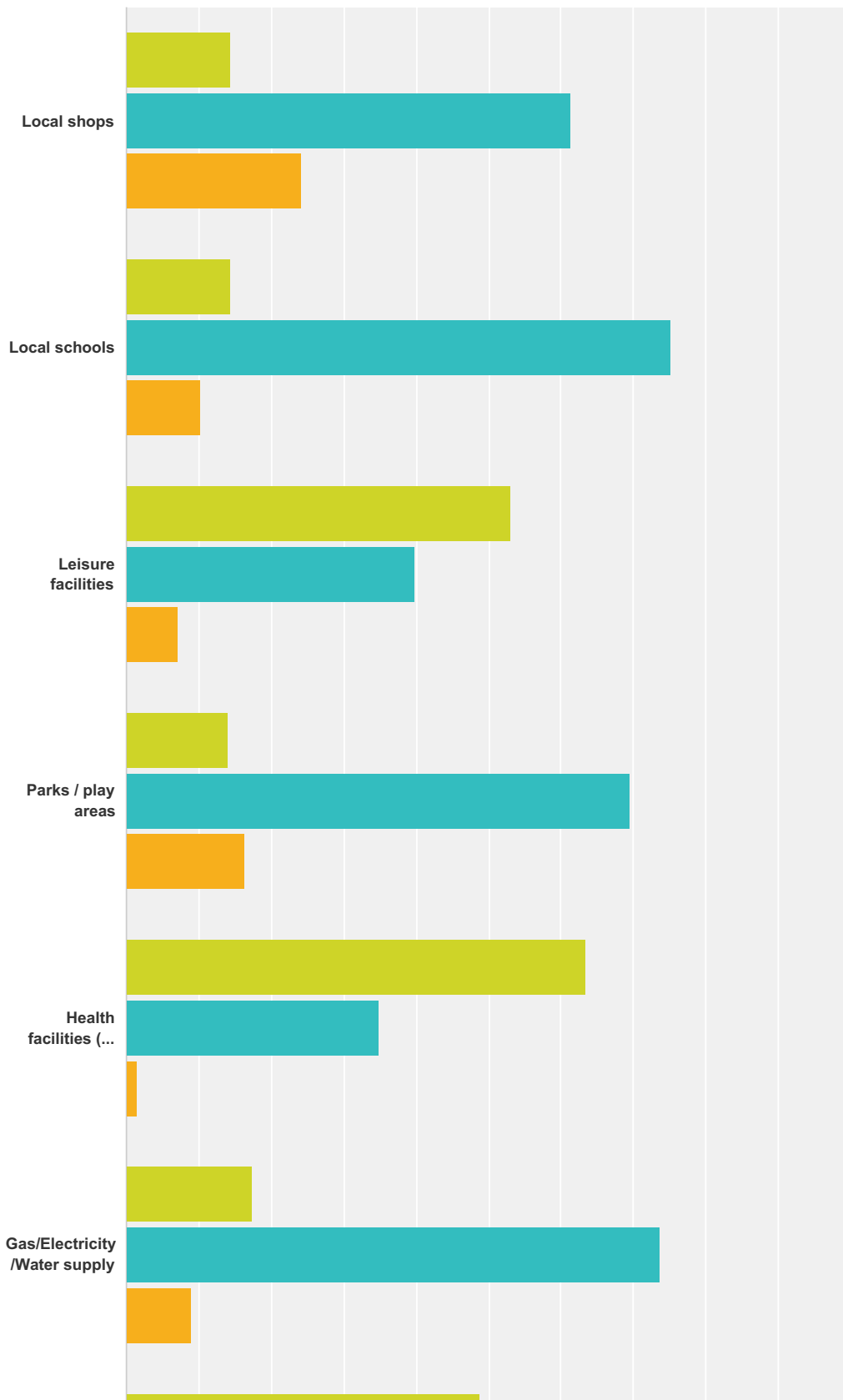
Answered: 270 Skipped: 3



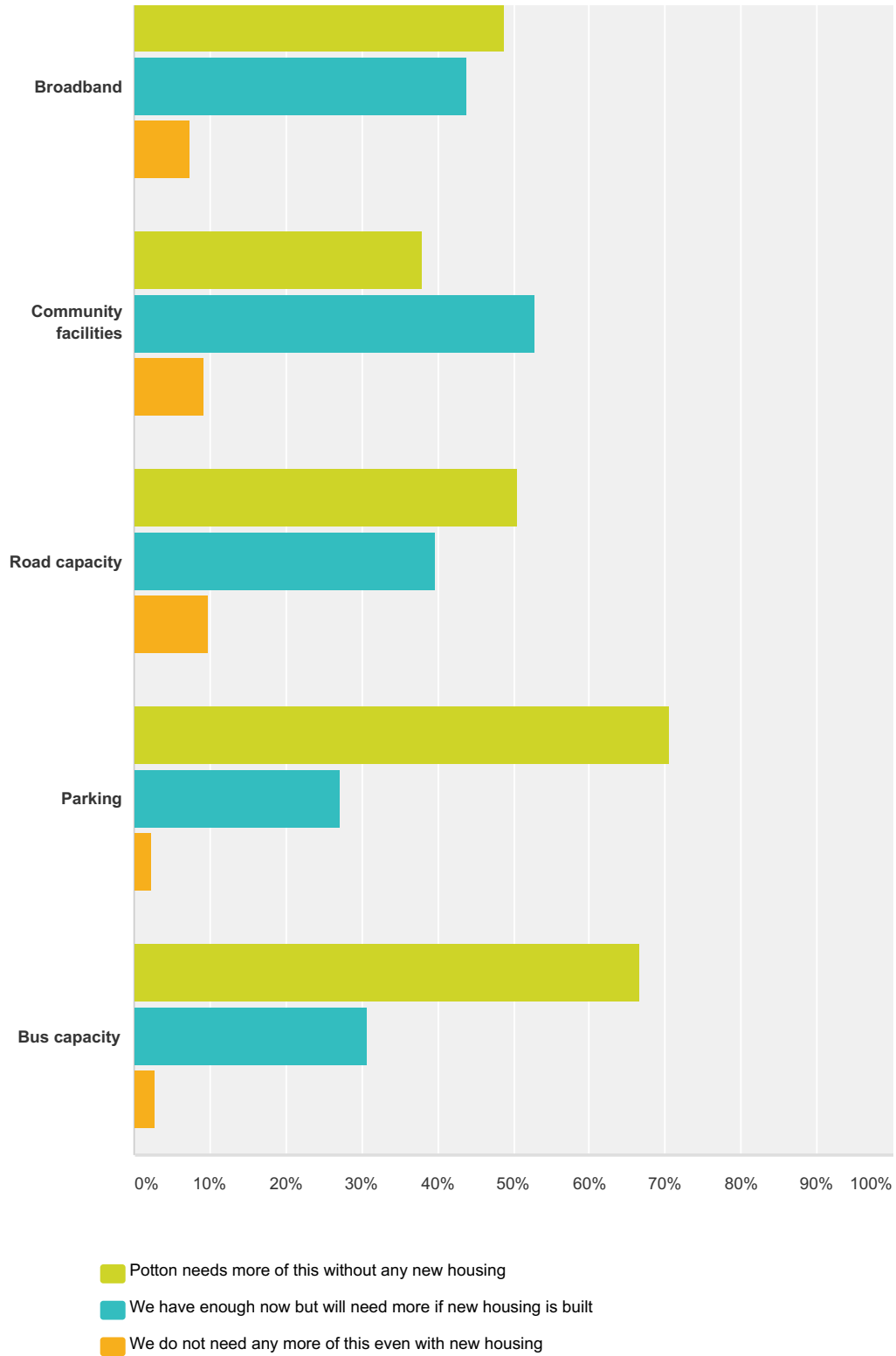
	Yes	No	Possibly	Don't know	Total
Small employment buildings (less than 10 people)	65.30% 175	2.24% 6	26.49% 71	5.97% 16	268
Large employment buildings (more than 10 people)	18.73% 47	35.86% 90	36.25% 91	9.16% 23	251

Q9 How do you feel about the infrastructure of Potton?

Answered: 273 Skipped: 0



Potton Neighbourhood Plan Pre-Vision Questionnaire



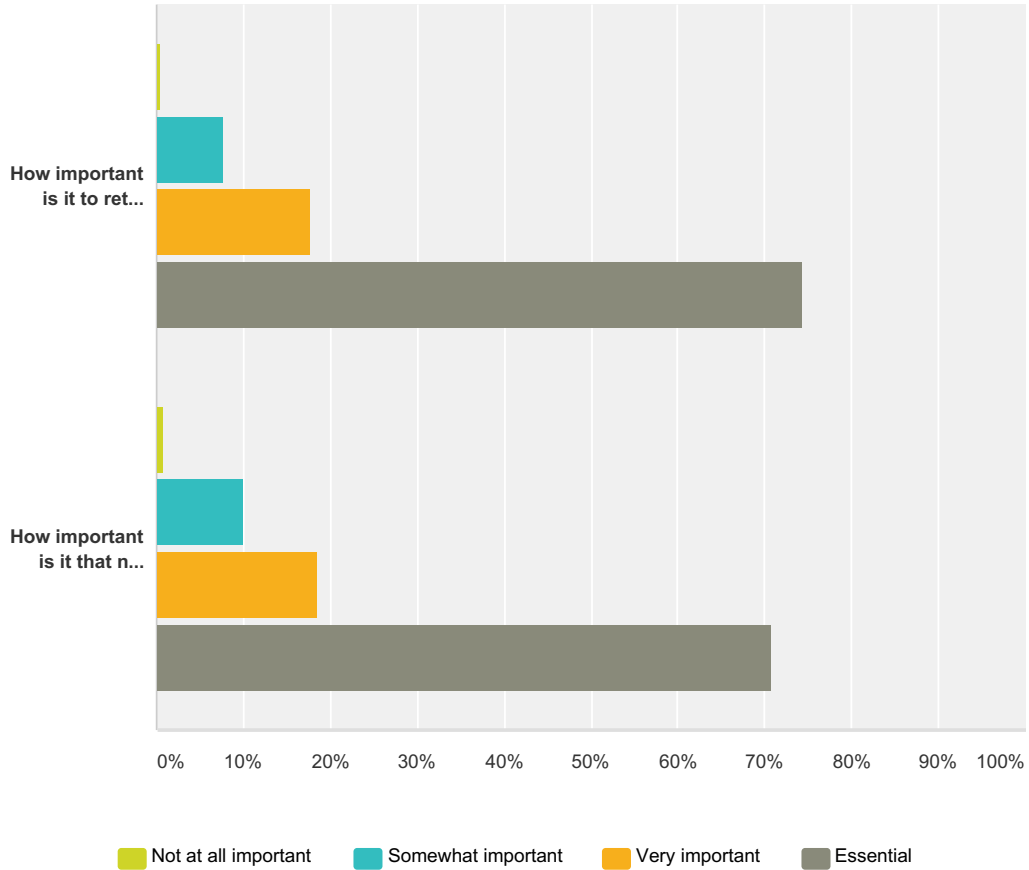
	Potton needs more of this without any new housing	We have enough now but will need more if new housing is built	We do not need any more of this even with new housing	Total
Local shops	14.39% 38	61.36% 162	24.24% 64	264
Local schools	14.50% 38	75.19% 197	10.31% 27	262

Potton Neighbourhood Plan Pre-Vision Questionnaire

Leisure facilities	53.03% 140	39.77% 105	7.20% 19	264
Parks / play areas	14.07% 37	69.58% 183	16.35% 43	263
Health facilities (GP surgeries)	63.57% 171	34.94% 94	1.49% 4	269
Gas/Electricity/Water supply	17.37% 45	73.75% 191	8.88% 23	259
Broadband	48.85% 128	43.89% 115	7.25% 19	262
Community facilities	38.02% 100	52.85% 139	9.13% 24	263
Road capacity	50.57% 134	39.62% 105	9.81% 26	265
Parking	70.59% 192	27.21% 74	2.21% 6	272
Bus capacity	66.54% 171	30.74% 79	2.72% 7	257

Q10 How do you feel about the following issues concerning Green Infrastructure in Potton?

Answered: 272 Skipped: 1



	Not at all important	Somewhat important	Very important	Essential	Total
How important is it to retain / maintain Green Spaces?	0.37% 1	7.72% 21	17.65% 48	74.26% 202	272
How important is it that new housing areas should provide and support footpaths / bridleways / cycle tracks?	0.74% 2	10.00% 27	18.52% 50	70.74% 191	270